

## Handheld Activities to Increase Text Comprehension



### Trash n Treasure with Word to Go

#### Documents

Open an existing word processing file in Word to Go. Use the Trash n Treasure technique with question about the text to highlight answers.

Questions about text:

- 1) Although Thomas Edison invented the light bulb, what were some of his other inventions?
- 2) Describe personal characteristics that led to Edison being a great inventor.
- 3) How did Thomas Edison's inventions improve life for people?



Memo Pad

### Guiding Questions for Reading with Memo Pad

**Memo** ▼ Bats

1. How are bats like humans?
2. Do bats search for food the same...
3. What do bats do to conserve th...
- 4.

New

**Memo** ◀ 2 of 4 ▶ Bats

Do bats search for food the same as other animals? Use text examples to defend your answer.

**Memo** ◀ 3 of 4 ▶ Bats

What do bats do to conserve their energy for all the flying they do?



Memo Pad

### Embedded Questions with Memo Pad

Create a new Memo. Move text to a Memo by a hotsync operation, beaming or keying in text. Add questions in strategic places within the text so that the student will stop and summarize ideas pulled from text.

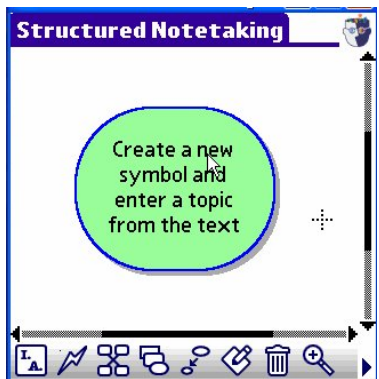


## Structured Notetaking with Inspiration

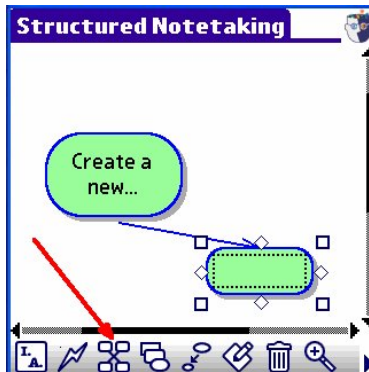
### Inspiration

Help students pull apart the text they are reading using structured notetaking strategies. Create Note Cards for topics encountered within the text. Using the SubTopic Hide/Show or the Notes feature students can self-test or work with others to increase knowledge of content or concepts

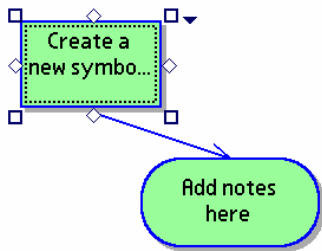
### Creating Note Cards with SubTopic Hide/Show



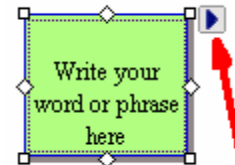
In a new Inspiration document create a new symbol. Enter the text for the symbol.



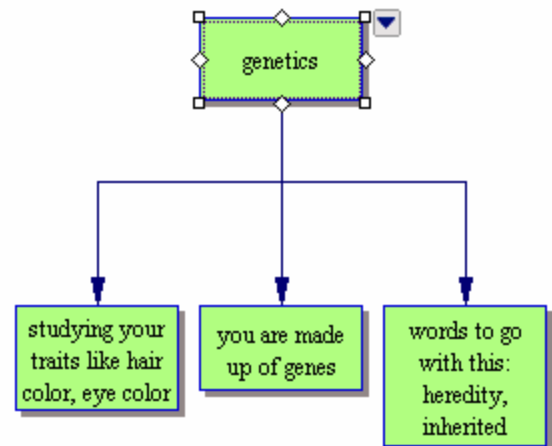
Add another symbol linked to the previous symbol to create a subtopic. Enter text for this subtopic.



To hide/show the subtopic select the topic and click on the arrow in the upper right corner of



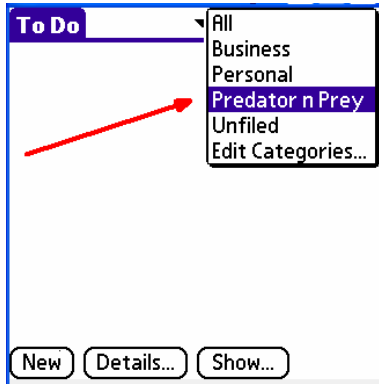
the topic symbol.



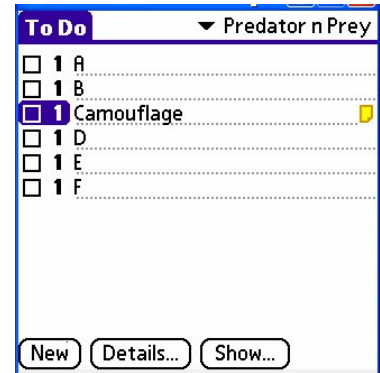


## ABC Notetaking with To Do List/Tasks

Make a new category in ToDoList/Tasks.



Create a To Do/Task for each letter of the alphabet. Students create phrases for topics read in the text.



To deepen understanding students revisit To Do/Task entries clicking on Details to add a note to explain or provide more detail.

